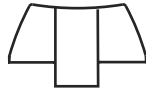


Commonly Ordered Mount Styles

And some of the switches they fit

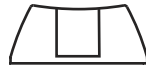
Dimension given is the distance from the bottom of the mount to skirt of the key.

Protruding Mount



The more the mount protrudes, the taller the key will sit on the switch.

Recessed Mount



The more the mount is recessed, the shorter the key will sit on the switch.


**Note: Not all mounts are available for every family of key - contact customer service for your exact needs.

4U Mount



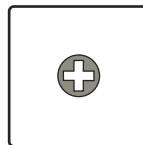
Diameter: 0.217"
Cruciform: 0.159"x0.159"x0.047"
Recessed: 0.005"
Fits the Cherry MX switch

6U Mount



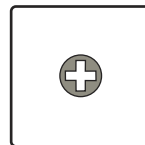
Diameter: 0.217"
Cruciform: 0.159"x0.159"x0.047"
Recessed: 0.086"
Fits the Cherry MX switch

HU Mount




Diameter: 0.217"
Cruciform: 0.159"x0.159"x0.047"
Recessed: 0.045"
Fits the Cherry MX switch

PU Mount



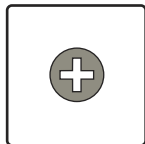
Diameter: 0.217"
Cruciform: 0.159"x0.159"x0.047"
Mount Flush with Base of key
Fits the Cherry MX switch

0L Mount



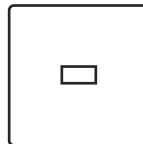
Diameter: 0.280"
Cruciform: 0.199"x0.199"x0.047"
Recessed: 0.015"

0M Mount



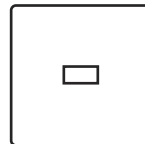
Diameter: 0.280"
Cruciform: 0.175"x0.175"x0.044"
Recessed: 0.015"

EX Mount



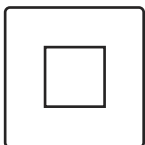
Rectangular: 0.87" x 0.177"
Protrudes: 0.015"
Fits some Alps switches

1Z Mount



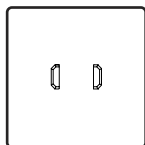
Rectangular: 0.87" x 0.177"
Recessed: 0.010"
Fits most Alps switches

0A Mount



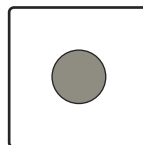
Square: 0.310"
Flush with the skirt of the key
Works well for double sided tape applications.

ML Mount



Fork: 0.121" x 0.040"
Distance Between: 0.172"
Protruding: 0.010"
Fits Cherry ML Switch

KT Mount



Sleeve Diameter: 0.290"
Protruding: 0.315"
Fits Keytronics KT2000

GZ Mount



Image to Follow
Dimensions to Follow
Fits Cherry G86 Series Keyboards